

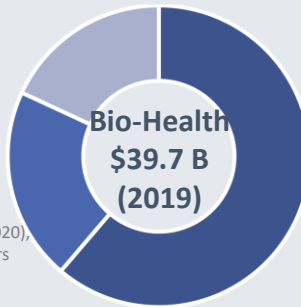
Korea's Bio-Health Industry

Bio-Health Industry Market covers;

Pharmaceutical \$24.3B
Medical Device \$7.8B
Biotechnology \$7.6B

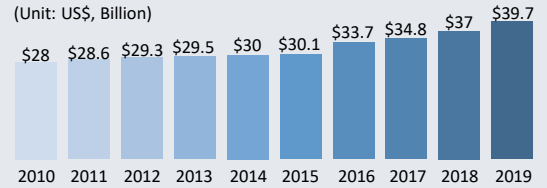
Source: Institute for Advancement of Technology (2020), Korea Pharmaceutical and Bio-Pharma Manufacturers Association (2020), Korea Medical Devices Industry Association (2020)

Market Size



Bio-Health Industry has been growing by 4% CAGR for a decade

(Unit: US\$, Billion)



Korea's Total Imports & Promising Sub-Sectors

Total Imports reached to \$1.9B
 Biopharmaceutical took **83.7%** of total Import

Top 5 Promising Sub-Sectors for the S. Korean market are;

Biopharmaceutical (RED BIO) : \$1.6B

Biochemical & Energy (WHITE BIO) : \$105M

Bioprocess and Equipment : \$73M

Bio-food (GREEN BIO) : \$56M

Bio Medical Device : \$54M

Bioresources : \$26M

Bio-service : \$3M

Bioenvironment : \$0.1M

1. Therapeutic antibodies and Cytokines : \$670 m / 34.1%

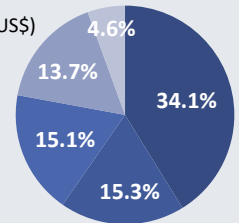
2. Vaccines : \$300m / 15.3%

3. Hormones: \$296m / 15.1%

4. Hemo-therapeutics: \$268m / 13.7%

5. Other Biopharmaceuticals : \$90m / 4.6%

(Unit: US\$)

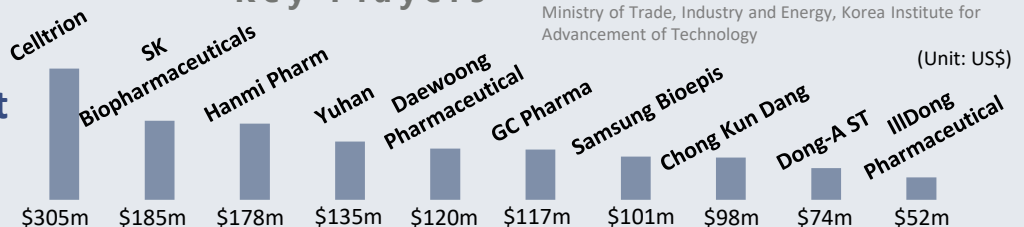


Source: 2020, 'Report on Survey of Domestic Bioindustry based on 2019' by Korea BIO, Ministry of Trade, Industry and Energy

Key Players

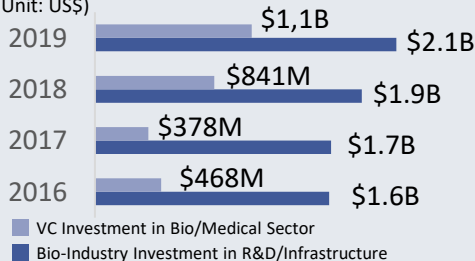
Source: 2019, '2020 Industrial R&D Investment Scoreboard' by Ministry of Trade, Industry and Energy, Korea Institute for Advancement of Technology

R&D Investment by Top 10 Bio-Pharma in 2019



Venture Capital and Industry Investments in 2019

(Unit: US\$)



\$2.1 billion by industry investments in 2019

\$1.1 billion by venture capital investments

7.8% R&D investment grow annually

25.8% investment in biotech by Venture Capitals

Source: Korea BIO (2019), Ministry of Trade, Industry and Energy (2020), Korea Venture Capital Association Korea (2020)